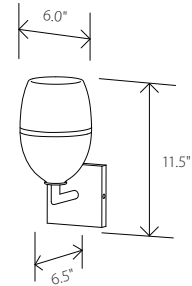


Lattimo Elbow Sconce



Fixture Dimensions*: 6.0" x 11.5" x 6.5"
 Materials: glass, metal
 Product weight*: 4.0 lbs
 Light source: candelabra base E12 socket**
 Lamping: E12 base, G16.5 lamp,
 40 W max, 250 V AC Max
 Round Canopy: 4.5" Ø x 0.63"
 Square Canopy: 4.5" x 4.5" x 0.80"
 Canopy finish matches Metal Finish



MATERIAL & FINISH OPTIONS

Lattimo Elbow Sconce part # 503-2719-

Glass Finish

white / ivory (GL-019)

019

Metal Finish

satin nickel
 brushed brass
 dark bronze
 black

SN
 SB
 BZ
 BK

Canopy

round
 square

R
 S

Lamping

no bulb
 E12 LED bulb included - 2700 K,
 90CRI, 4 W, 350 lumens, 120 V AC

00
 CB

* Each piece of hand-blown glass is a unique work of art. Dimensions, weight, and color will vary. When multiple fixtures are installed next to each other, expect some variation in shape and color.


** Alternate voltages and socket types are available upon request.



white / ivory (GL-019)



satin nickel



brushed brass



dark bronze

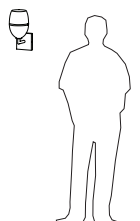


black



This series of wall sconces is classically inspired. Scaled versions of our pendants extend from elegant metal armatures. The proximity of the glass to the wall allows for each piece's unique light pattern to be magnified. Hand blown and shaped in lead free crystal. No molds are used, and each glass shape is unique.

Designed and made by Siemon & Salazar in California. Signed.



WARNING. California Proposition 65 Warning for California Consumers. This product can expose you to chemicals including wood dust and lead which are known to the State of California to cause cancer or birth defects or other reproductive harm. For more information go to www.P65Warnings.ca.gov